

**A “STONE SET TECHNOLOGY” PRODUCT**

**US PATENT NUMBER 6668584**

**U N I L O C K**

**(THE ULTIMATE JEWELRY ELEMENT OF PERSONALIZATION)**

**UNILOCK “UZ” ABOVE THIN GOLD STAMPING**  
**APPLICATION (17)**

## UNILOCK

(The Ultimate Jewelry Element of Personalization)

The “Unilock” as a gem carrier is a barrel shaped tube setting with pre-set gem stones, cabochons or diamonds; designed to be used without the use of solder or adhesives. The Unilock is applied over or into the jewelry at the end of the production cycle using an easy-snap® process with the benefit of delivering urgent last minute orders quickly. The Unilock is utilized by the retailer at their premises to personalize on the spot/over the counter sales of “Mother’s Jewelry”, names or initials, birthstone programs and gifts.

The Unilock setting is produced with a regular barrel, short barrel, straight tube or long barrel and is available in Sterling Silver, 10kt, 14kt, 18kt Gold. This combination of barrel and tube shapes gives the setting unlimited possibilities when installed on various products.



REGULAR

“U”



SHORT

“UX”



STRAIGHT

“UZ”



LONG

“UY”

- Metals

GOLD	STAINLESS STEEL	CERAMIC
STERLING SILVER	TITANIUM	TUNGSTEN

- Jewelry

CASTING	TURNED	HOLLOW
STAMPED	ELECTROFORM	PHOTOETCH


The advantage of the Unilock is that it simplifies the manufacturing process of the jewelry. It reduces overall cost, creates more flexible inventory-manufacturers can use their own stones; eliminates the need for a skilled jeweler and most importantly: utilizes unparalleled application technology never before available to the jewelry industry. Every gem set into the Unilock has all the desirable features that can be expected from the best stone setters in the industry. The precise positioning of the gem, the minimum amount of metal over the gem, together with the firmness of the stone in its seat; all finished with a mirror polish giving a consistent product appearance and quality. The Unilock is the ultimate, most advanced application system, to set gems into jewelry and gifts today. This application creates new marketing and sales opportunities for the entire industry.

## **UNILOCK APPLICATIONS:**

- 1) Unilock “U” Flush into Gold Jewelry
- 2) Unilock “U” Flush into Cast Gold Jewelry
- 3) Unilock “U” Flush into Sterling Silver Jewelry
- 4) Unilock “U” Flush into Cast Sterling Silver Jewelry
- 5) Unilock “U” Flush into Stainless Steel Jewelry
- 6) Unilock “U” Flush into Titanium Jewelry
- 7) Unilock “U” Flush into Tungsten Jewelry
- 8) Unilock “U” Flush into Ceramic Jewelry
- 9) Unilock “U” Flush into Enamel Jewelry
- 10) Unilock “U” Flush or Above Pearl Jewelry
- 11) Unilock “U” Above Gold Jewelry
- 12) Unilock “U” Above Cast Gold Jewelry
- 13) Unilock “U” Above Sterling Silver Jewelry
- 14) Unilock “U” Above Cast Sterling Silver Jewelry
- 15) Unilock “U” Above Stainless Steel Jewelry
- 16) Unilock “U” Above Titanium Jewelry
- 17) Unilock “UZ” Above Thin Gold Stamping**
- 18) Unilock “UX” Above Sterling Silver Tubing
- 19) Unilock “UX” Above Gold Filled Tubing
- 20) Unilock “UX” Above Hollow Gold
- 21) Unilock “UX” Above Sterling Silver Electroform
- 22) Unilock “UZ” Above Photo Etchings in Gold
- 23) Unilock “U” Flush or “UX” Above Soft & Flexible Materials
- 24) Unilock “U” Flush or Above Wood, Plastic, Composites etc.
- 25) Unilock “U” Flush or Above Aluminum Products


***FOR ALL OTHER APPLICATIONS NOT LISTED ABOVE PLEASE SEND US A SAMPLE TOGETHER WITH YOUR REQUIREMENTS AND OUR R&D DEPT WILL PROVIDE A SET OF INSTRUCTIONS THAT WILL SUIT YOUR NEEDS.***

## UNILOCK STRAIGHT TUBE APPLICATION (17)



<u>UNILOCK MODEL</u>	<u>STRAIGHT TUBE DIAMETER</u>	<u>TUBE HEIGHT</u>	<u>BEZEL DIAMETER</u>	<u>BEZEL HEIGHT</u>
UZ190	1.35mm	0.40mm	1.90mm	0.80mm
UZ240	1.80mm	0.40mm	2.40mm	0.90mm
UZ290	2.10mm	0.40mm	2.90mm	1.00mm
UZ350	2.80mm	0.40mm	3.50mm	1.10mm
UZ420	3.10mm	0.40mm	4.20mm	1.20mm

THE UNILOCK PRESS w/IMPACT TOOL, UNIVERSAL JIG BASE w/JIG SUPPORTS IS UTILIZED BY THE MANUFACTURER TO SIMPLIFY THE ASSEMBLY OF THE UNILOCK AT THE END OF THE PRODUCTION CYCLE.



THE UNILOCK PRESS w/IMPACT TOOL, UNIVERSAL JIG BASE w/JIG SUPPORTS IS UTILIZED BY THE RETAILER AT THEIR PREMISES FOR THE PERSONALIZATION OF ON THE SPOT/OVER THE COUNTER SALES OF JEWELRY AND GIFTS.

## **UNILOCK ABOVE THIN GOLD STAMPING APPLICATION (17)**

To set a gem above thin gold stamping a straight tube Unilock is necessary to provide a reliable holding system without solder. The flat thin gold stamping should be drilled as per the table on page 7. The straight tube of the Unilock will sit inside the hole and will be secured with a calibrated snap which opens the tube against and inside the wall of the hole. The length of the Unilock straight tube is equal to the flat stamping thickness-therefore it will not produce any burrs. See page 8 for Impact Tool tips to be used on Unilocks of different sizes.



### **CUSTOMER GEM-STONES USABLE IN UNILOCK**

<b><u>MODEL</u></b>	<b><u>STONE RANGE</u></b>	<b><u>OPTIMAL SIZES</u></b>
UZ190	1.40mm – 1.65mm	1.45mm – 1.55mm
UZ240	1.70mm – 2.10mm	1.90mm – 2.00mm
UZ290	2.15mm – 2.55mm	2.40mm – 2.50mm
UZ350	2.60mm – 3.05mm	2.95mm – 3.05mm
UZ420	3.10mm – 3.75mm	3.45mm – 3.65mm


The “optimal sizes” are ideal for the Unilock, both for the cosmetic appearance as well as the minimum amount of metal over the gem.

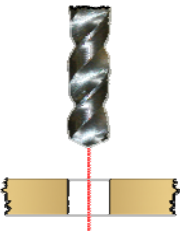
## **DRILLING OPTIONS ON THIN GOLD STAMPING APPLICATION (17)**

The hole into thin gold can be stamped as per the following table:

UZ190	Stamped Hole Diameter	1.35mm
UZ240	“ “ “	1.80mm
UZ290	“ “ “	2.10mm
UZ350	“ “ “	2.80mm
UZ420	“ “ “	3.10mm

To drill a hole we suggest the use of a center drill first before the use of the regular drill:

<u><b>UNILOCK</b></u>		<u><b>CENTER DRILL</b></u>	<u><b>RPM</b></u>
UZ190	(CD) 	1mm	5000
UZ240		1mm	5000
UZ290		1mm	5000
UZ350		1mm	5000
UZ420		1mm	5000

<u><b>UNILOCK</b></u>	<u><b>HOLE</b></u>		<u><b>REGULAR DRILL SIZE</b></u>	<u><b>RPM</b></u>
UZ190	1.35mm		1.35mm	5000
UZ240	1.80mm		1.80mm	5000
UZ290	2.10mm		2.10mm	5000
UZ350	2.80mm		2.80mm	5000
UZ420	3.10mm		3.10mm	5000

TO ORDER PARTS, SEE PAGE 16



Secure the Unilock over the Thin Gold Stamping with a Calibrated Snap from the Impact Tool. A Tip Rivet type mounted over the Impact Tool will open the tube inside the hole when the easy-snap is delivered.


If optional polishing of the tube is desirable we suggest to protect the jewelry with scotch tape.

For UZ190 use Impact Tool Cup Tip ITTRT190

- “ UZ240 “ “ “ “ ITTRT240
- “ UZ290 “ “ “ “ ITTRT290
- “ UZ350 “ “ “ “ ITTRT350
- “ UZ420 “ “ “ “ ITTRT420

**TIPS: RIVET TYPE**

ITTRT190 ITTRT240 ITTRT290 ITTRT350 ITTRT420



TO ORDER PARTS, SEE PAGE 16



## IMPACT TOOL

(MODIFIED AUTOMATIC CENTER PUNCH)




### How to Adjust the Impact Tool Pressure:

Calibrate the snap by turning the top screw

- Clockwise = Stronger Snap
- Counter-Clockwise = Weaker Snap


### How to replace the tip:

- 1) Just pull off the tip from the shaft of the impact tool.
- 2) Then push in the new metal tip that you will be using.  
(Replacement tips are available from **Stone Set Technologies**)
- 3) For a tighter fit, a small amount of “**Rodico**” can be used.



Impact Urethane Tip (IUT)







## UNILOCK PRESS WITH IMPACT TOOL AND UNIVERSAL JIG BASE



The Unilock Press can be screwed half-way out from the edge of the bench in order to accommodate bangles and other large rounded forms that can rest with their top part over the jig base and the lower part hanging under the press. Jig base supports are needed for this operation.

See next page for a list of jig base supports.

## UNIVERSAL JIG BASE WITH SUPPORTS

<p>The Unilock Press with the Universal Jig Base and the different supports are designed to accommodate many different jewelry shapes with similar ties to the broad spectrum of geometrical forms: Flat, Round, Cylindrical, Concave, Converse and Asymmetrical. This system can adequately cover 80% of the entire spectrum of shapes. For any different jewelry shape not covered, SST will develop the right support for the customer.</p>		<p>The <u>Centrino</u> series of four inserters is used for irregular forms that are supported directly from the bottom (back side of the jewelry item.) The <u>Centrino</u> penetrates thru the irregular form until reaching the center of the hole where the Unilock will be set and snapped.</p>
		<p>The Concave support is used for round or semi-round forms.</p>
		<p>The half round support is used for rings and other curved forms.</p>
		<p>The flat disc support is used for flat forms, stampings, charms, link bracelets etc.</p>
		<p><u>The reference pin</u> is inserted into the top part of the Jig Base as a receiver for the three large supports.</p>
		<p>The Jig Base is U-shaped to accommodate the bottom of a ring shank, bracelet or any large tube earring.</p>

**REQUEST FOR NEW UNILOCK APPLICATION**

**(Protected by Absolute Confidentiality & Non-Disclosure)**

Please contact us at any time for the fastest way to personalize your product with  
the Unilock:

Company Name: \_\_\_\_\_

Address: \_\_\_\_\_  
\_\_\_\_\_

Provide our Research & Development Department with the following technical  
information so that we can facilitate transforming your creativity into a jewelry  
item:

Type of product to be developed: \_\_\_\_\_  
\_\_\_\_\_

Fabricating material of the product: \_\_\_\_\_  
\_\_\_\_\_

Type and size of your gemstones to be utilized: \_\_\_\_\_  
\_\_\_\_\_

Birthstone program: \_\_\_\_\_

Zodiac, Emblem, Logo \_\_\_\_\_

The new capability of your company to personalize the jewelry and gift products as  
per your customers' precious Life defining moment is the reason for our business.

**UNILOCK ORDER SHEET**

<b><u>Month</u></b>	<b>Birthstone</b>	<b>Gem Size</b>	<b>Unilock Model</b>	<b>Type of Metal</b>	<b>Application</b>	<b>Tube Type</b>	<b>Quantity</b>
<b>January</b>							
<b>February</b>							
<b>March</b>							
<b>April</b>							
<b>May</b>							
<b>June</b>							
<b>July</b>							
<b>August</b>							
<b>September</b>							
<b>October</b>							
<b>November</b>							
<b>December</b>							

<b>Other Gems and Diamonds</b>	<b>Gem Size</b>	<b>Unilock Model</b>	<b>Type of Metal</b>	<b>Application</b>	<b>Tube Type</b>	<b>Quantity</b>

**ORDER DELIVERY TIME**

Unilock samples are delivered within one week's time as per stock availability.

Orders of Unilock in Sterling Silver are delivered within 3-4 weeks after customer stones are received.

Orders of Unilock **U160, U190, U240, U290 & U350** made in 14kt yellow gold are delivered within 3-4 weeks after customer stones are received.

Orders of Unilock **U160, U190, U240, U290 & U350** of different gold karatages and colors are delivered within 6-8 weeks.

Orders of Unilock **U420, U530, U630 & U750** of any karatage and color are subject to minimum quantities and are delivered within 6-8 weeks.

## **PRODUCT PROFILE**

Unilock is the most advanced preset system in the world that differs completely from any other system used until now. Those differences are defined by the “Summary of the Invention” of our US Patent No. 6668584.

The utilization of the Unilock on setting gems is without restrictions, essentially any presetted gem into the Unilock is easily used over any metal, material or product as fast as a nail is used in construction work, but with precision, quality and reliability never achieved by any other gem setting system.

Today the Unilock makes it possible to set gems into the hardest non-solderdable jewelry material and into gift products as well, that were not suitable before for any gem setting.

The Unilock range of applications are unlimited from Jewelry to Electronics; between the many, one is worth to be mentioned as a tribute to its versatility, quality and reliability. The Unilock was selected by the giant TV manufacturer “Philips” as a symbol of their excellence by the sale of their One Millionth Ambilight FlatTV. The TV was encrusted with 2250 diamonds set into 2250 Unilocks for the world to see all thru the rest of the year 2007 this combination of class and elegance set into a FlatTV.

## **UNILOCK PRODUCTION SUPPORT APPLICATION (17)**

### **AVAILABLE FROM STONE SET TECHNOLOGIES**

- 1) The *Unilock Press and Impact Tool* with Universal Jig Base and jig supports – Pages 5, 10, 11 - are provided to Unilock users at cost. This service is provided only to our customers.
  
- 2) *Center Drill (CD)* – page 7
  
- 3) *Impact Tool Tip Rivet Type (ITTRT)* – page 8

**STONE SET TECHNOLOGIES LLC.**

**TEL: 954.565.4979**

**TOLL FREE: 888.201.3586**

**FAX: 954.565.4931**

**MAIL:**

P.O. BOX 48020

FT. LAUDERDALE, FL 33348

**DELIVERIES:**

3532 N. OCEAN BLVD. 2<sup>ND</sup> FLOOR

FT. LAUDERDALE, FL 33308

[WWW.UNILOCK.US](http://WWW.UNILOCK.US)